




Tuesday November 13th 2018 [5th period]

Class details - English For Science (total 40)

Teaching aids - tablet PCs, textbooks, vocabulary handouts, projector and cables, presentation remote

Teaching aims - Opportunity for students to apply learned content
 - Internet research on given topic
 - Use of tablet PC to create a presentation
 - Presentation practice in English
 - Peer teaching
 - Listening to and analyzing presentations
 - Peer feedback

Lesson theme: **Conservation** (Third lesson of a three-lesson project)

Time	Lesson Stages	Teacher's Role
<i>Intro.</i> 10'	Greetings Vocabulary test	Read out words in English and Japanese on the related theme.
<i>First round</i> 10'	Pair work presentations: <ul style="list-style-type: none"> • Students make short presentations to each other on their chosen topic. • Students give each other feedback and advice. 	Observe presentations and give encouragement and advice.
<i>Second round</i> 25'	Group work: <ul style="list-style-type: none"> • In groups of eight students, each student presents their chosen topic to the group. • Students listen and give feedback and advice to each other. • Students nominate one speaker in the group based on the quality of their presentation. 	Observe presentations and give encouragement and advice.
<i>Third round</i> 15'	Nominated individual presentations: <ul style="list-style-type: none"> • Students present at the front of the classroom to all of their peers. 	Observe presentations and give feedback and advice.
<i>Wrap up</i> 5'	Comments about strengths and weaknesses in the communicative method	Provide all students with constructive comments and feedback.